


DIRECTIONS

NEWSLETTER FOR CHRISTIAN EDUCATORS

Dedicated to **Building People**

"For we are God's fellow workers; you are God's field, you are God's building"
1 Corinthians 3:9



Here's a running controversy in art circles

as to who is greater: Michelangelo, the student, or Bertolodo, his teacher. The great Bertolodo knew gifted individuals are prone to coast on past accomplishments rather than stretch themselves and develop their talent. He warned Michelangelo, repeatedly with no effect.



One morning he walked into the studios and watched Michelangelo as he was piddling on a little piece of statuary. Bertolodo picked up a sledge hammer and battered it into a thousand pieces. The great artist stood in stunned silence as his teacher shouted, "Michelangelo, TALENT IS CHEAP; DEDICATION IS COSTLY!"

Christian Education...Spiritual formation is all about BUILDING PEOPLE. It really is not about how talented we are; but how dedicated we are to the ministry of the Lord. We don't need to look very far in the scripture to find an example of dedication over talent. Read Judges 6-8 and allow the Bible to build you up.

Gideon faced tremendous challenges with limited talent. His dedication to God made

the difference. No doubt Gideon sometimes thought the way we think. He might have compared his resources to those of the opposing army. It was obvious that his men were outnumbered. It became increasingly clear that the enemy army was better prepared and trained for battle. And of course, the other army had done all this before. As a result, discouragement could have set in. Gideon resisted the urge.

Be renewed by the example of Gideon. In Christian Education ministry don't compare -- evaluate instead. Be open to how God will use the unusual in your ministry, though volunteers, facilities and budgets seem scarce. Understand that some challenges will have nothing to do with talent, but everything to do with dedication.

On the following page is a chart evaluating Gideon's response to God's call and our response to God's call. Seek fresh hope and remember that talent alone will not bring success to your ministry, you also need faithful and obedient dedication to the purposes of God.

Dedicated to building a righteous generation with you,

Rick Wulfestieg,
National Minister of
Christian Education



IN THIS ISSUE...

DEDICATED TO BUILDING
PEOPLE

WHAT'S YOUR EXCUSE?

MAKE TIME FOR TEACHERS

I'VE SCHEDULED TEACHER
TRAINING, NOW WHAT


DO I DO?

PRINCIPLES OF A PURPOSE

CENTERED CHILDREN'S
MINISTRY

WAYS TO PRAY FOR
YOUR CHILDREN

What's Your Excuse?



Does it bother you, like it bothers me, to see discouraged children's leaders? For example, how many times have you heard or even said, "We can't get any help with the children!" or "The equipment and facilities are so inadequate." This picture is all too common. Yes, much can be wrong when trying to minister to others, yet, what the Lord does as a result of obedient ministry is right!

I believe the Lord wants to give us a new vision. The focus should be on what God has made right rather than what *we* see as wrong. Using Gideon as an example, listed below is a comparison chart of our excuses, Gideon's excuses and God's response to Gideon. Do you think God can do for you what He did for Gideon?

Lord, do you really care?

Why have these things happened? Where are the miracles?

I AM WITH YOU! Judges 6:12

I feel inadequate.

I am the least in my Father's house.

Surely, I will be with you, and you shall defeat the Midianites. 6:16

I need a sign, show me I am supposed to do this.

Let me test, I pray just once more with the fleece.

And God did so that night. It was dry. 6:40

Where are the people to help?

Is thirty-two thousand enough?

By 300 men, I will save you and deliver the Midianites into your hand. 7:7

I am overwhelmed and afraid.

Then all the Midianites and Amalekites...gathered together and encamped in the Valley.

"The people that are with you are too many...lest Israel claim glory for itself." 7:2

We don't have the facilities, equipment or curriculum.

The people took provision and trumpets into their hands.

The three companies blew the trumpets and broke the pitchers... and they cried, "The sword of the Lord and of Gideon!" 7:20

Just as the Lord worked miraculously in Gideon's behalf, HE will work marvelously in your midst if you move ahead with faith and obedience. RW

Make Time For Teachers

What are we communicating to Sunday school teachers about the value of their teaching ministry?

"It's a dirty job, but somebody has to do it."

"I feel like I've been given a life sentence in the three-year-old department."

"I suppose that if missionaries are willing to go to Africa, I shouldn't complain about being sent to the Junior class."

"I've learned a lot since I've been teaching. I've learned the meaning of 'burned out.'"

If any of these laments could have come from teachers in your Sunday school, the following ideas could help you. Teachers engaged in Sunday school ministry can never receive too much encouragement and appreciation. You can demonstrate in meaningful ways that your church places a high value on the ministry of teaching children and adults, not to mention volunteers in other areas of church ministry.

express appreciation

At the beginning or end of the teaching term give a gift to express appreciation to all teachers.

Explain that the gift in no way monetarily reimburses the teacher. Instead, it is a token of gratitude for faithful service. Some gift suggestions: seasonal items such as an ornament or Easter lily, flowers or potted plants, personalized mugs, tote bags or T-shirts, gift certificates, books, etc.

say thank you

At least once or twice during each teacher's term, send a thank-you note or card. Sometimes, the most appreciated cards are those that the kids design. You could also use lovely photo cards which are suitable for framing. Or give thank you posters to hang in the classroom. If you make your own cards from stamps and stamp pads, give a handmade thank-you card with the appropriate stamp so that the teacher could recreate the craft for classroom use.

recognize your volunteers

Designate a dedication or recognition day at the beginning of the teaching term to recognize those who will be teaching in the coming term. Some ideas: offer a prayer of dedication during the worship service. To do this you may need to allow the children to be a part of the service as their prospective teachers will be in there. Have the children circle their teachers and pray for them also. Allow some children to share special thoughts about their teachers to the congregation. Introduce the teachers and other volunteers in the worship service. List the teacher's names and classes in the bulletin. Provide corsages and boutonnieres for the teachers to wear.

make c.e. visible

Create a bulletin board in a prominent area for the Christian Education Ministries. Display photos of the teachers and the classrooms. List interesting details about the teachers such as hobbies, special talents, etc.

host a special event

Offer a special event. Host a breakfast, brunch or lunch. Host a dinner at a nice restaurant. Provide tickets to a concert, special performance or a sports event.

Principle 1 Develop Systemic Principles

Systemic principles are a mix of rudimentary, usable disciplines that work on a daily, weekly, monthly, yearly basis and combine to create ministry effectiveness.

I found that these principles benefit children's ministry leaders because they instill consistent disciplines that change one's habits and keep one focused on what is important. My plan systemically keeps bugs, which usually disguise themselves as urgencies or interruptions in my ministry, from sneaking up and stealing valuable time and chewing away at new growth in my life as well as the ministry I lead.

Principle 2 Never Stop Recruiting

Recruit by walking around. This requires you to be circulating in the main flow of adult traffic. You are now in a position where you can be distributing literature, shaking hands and meeting people to build a contact list. Here's how the process flows:

Contacts become

 **Prospects become**

 **Recruits become**

 **Leadership**

**Leaders become the Foundation
of the ministry.**

The process is always moving; therefore, you always have to be shifting new people into the initial phase of it. Recruit visitors. Recruit men.

Principle 3 Make A Positive Visual Impression

Whenever you can create a visual image, you increase the degree of understanding among those you are trying to teach with a message. Let's talk about a plan that can help you cast a positive visual impression, as well as raise the awareness level of children's ministry in your

Principles of a PURPOSE CENTERED Children's Ministry

By Darrell Fraley

church. What do people see when they enter your church? Is there anything that catches their attention or peaks their curiosity about what is offered for their children?

Principle 4 Pray Prayers Only God Can Answer

Generally speaking, most children's ministries have a glaring weakness in the area of prayer. Training teachers, purchasing curriculum and teaching are not usually a problem, but when it comes to praying with and for children we fail miserably.

Over the last few years I've made the personal realization that if I wish to have a lasting impact on children and their spiritual development, I must provide them with relevant examples of meaningful, faith-filled prayer. I must pray for them as their leader and be the person of faith and prayer that I hope for them to be.

Principle 5 Pump It Up

Enthusiasm is an interesting word. In the Greek it actually means "God Inside" (thusias-God en-inside). Since enthusiasm actually means more than just being excited about something it should characterize everyone who has trusted in Jesus Christ (all those who have the Holy Spirit; God inside). I can't think of anything more worthy of excitement than knowing I am a son of Father God, Lord of the universe.

Principle 6 Surround Yourself With Climbers

God wasn't joking around when He inspired the Apostle Paul to write, "Do not be deceived, bad company corrupts good morals." (1 Corinthians 15:33) In other words, the law of entropy also affects the moral and spiritual dimensions in our life. Bad attitudes corrupt good attitudes. Whomever we choose to join ourselves with has profound influence on our life-decisions, attitudes and behavior.

Principle 7 Love The Kids

Loving children in Jesus' name is what children's ministry is about. You need to determine what your passion for service is and follow that direction. Don't think for a second that you'll ever rise to any level of satisfaction or success in children's ministry without a heart full of love for kids. God always blesses ministry done in love for children.

Darrell Fraley is a well-known Children's Pastor, author and conference speaker.

This article was excerpted from: Fraley, Darrell, Principles Of A Purpose Centered Children's Ministry, 1997, Cincinnati, Oh.

This book can be ordered from:
FOURSQUARE PUBLICATIONS
1 (800)992-7444

Ways To Pray For Your Children

*"God does not build programs,
He builds people through
prayer"* E.M. Bounds

During the first week of June a tremendous prayer gathering was held at Angelus Temple. Four generations interceded for over 112,000 children who are ministered to in Foursquare Churches. Prayer was also held for Children's Ministry leaders—that you would be encouraged, equipped, and powerfully anointed for effective ministry to children and families.

As leaders, you are challenged to contact your Pastor to set a special time to bring the church elders and ministry teams together to pray and fast for children! Listed below are some ways to pray for children:

Spirit of REVERENCE	Prov. 9:10
Spirit of PURITY	James 4:10
Spirit of COMMITMENT	Josh. 24:15
Spirit of ASSURANCE	Heb. 10:22
Spirit of SERVANTHOOD	Gal. 6:9,10
Spirit of CONFIDENCE	Phil. 4:12
Spirit of RESTORATION	Isa 51:1,2
Spirit of AUTHORITY	Matt. 16:19

A complete list of 31 Ways to Pray For Your Children is available through **C.A.R.E. Ministries**
1(800)717-4171 P. O. Box 280442,
Northridge, CA, 91328-0442



I've Scheduled Teacher Training

Now What Do I Do?

"Training helps people become more competent in what they do. When a worker senses an assurance that what he/she is doing is right and profitable, he/she also develops confidence. A competent and confident teacher is less likely to quit after his/her first appointment to service."

— John R. Cionca in Tackling C.E.'s Toughest Problems, pg. 66

When to Schedule a Training Meeting

A lunch meeting following the Sunday morning service

A mid week meeting before or after a regular church service

An early Saturday morning meeting (how about a breakfast?)

An evening meeting on a night when no other church functions are planned

A Sunday morning meeting right before the assigned teaching session

Tip - Schedule the session at a convenient time for the majority of teachers.

What About Childcare?

Set up a video and appropriate movie for kids of teachers during the meeting

Ask a volunteer to watch the kids or pay an honorarium for babysitting

Set up two areas for childcare: a quiet homework area and a play area

Tip - Remove all possible obstacles so most teachers will attend.

A How-To Approach

Have all the teachers complete an activity from your curriculum

Provide materials to create puppets, illustrated stories or songs

Role-play teacher-student conflicts and communication techniques

Tip - Remember to keep the meeting practical and specific.

Where Do I Find Teacher Training Material?

Sunday School Smart Pages, Wes and Sheryl Haystead, Editors

(reproducible teacher meeting outlines available from Foursquare Publications)

Survey teachers to prepare your training topics for upcoming meetings

Video training such as "You Can Do It" or "The Seven Laws of the Teacher"

can provide material for several months of teacher meetings (Available for rent or purchase from **Foursquare Publications 1800992-7444**)

Tip - Review basic expectations often (ie, prayer, punctuality, preparation, etc)

Let Us Pray

Provide lists of students in your ministry and specifically pray for each one

Discuss areas of weakness in individual teaching and pray for specific growth

Emphasize prayer of protection and health for the kids we teach

Tip - Pray for your teachers; encourage teachers to pray for those they teach.



Bears Giving Bears

As part of earning the "Christian Service" badge, the Good News Bears from Lake Elsinore, CA held a skate night fundraiser for the whole church. The money raised was used to purchase stuffed bears to donate to the local Sheriff's Department for the "Kids In Crises" program. The department sent a representative who explained the program, as well as defining safety rules for all kids. The kids also got to see a squad car and an explanation of the equipment officers carry with them.

Idea Bank

Remembrance Rocks

Scripture: Joshua 4:1-9

Preparation: acrylic paint, brushes, wiggly eyes, glue, and one rock for each child.

After reading the passage, ask these questions:

- Why did God want the men to collect rocks?
- What was special about the rocks?

Summary: The rocks that the men picked up came from the middle of the river. Normally it would be impossible to get to those rocks because they were under the water. But God had stopped the flow of the river so all the Israelites could cross safely. Joshua took the river rocks and piled them up to mark the place the Israelites crossed the river. Every time God's people looked at the pile of rocks, they would remember God had helped them cross the river on dry ground.

Craft: Have the kids decorate their rocks. While they are decorating, ask them to think of a time God helped them. Finish with a prayer.

Idea from: Group Publishing Inc. The Children's Worker's Encyclopedia of Bible Teaching Ideas, Old Testament. Loveland, CO 1997


DIRECTIONS

is a resource published quarterly by the National Dept. of Christian Education, P. O. Box 26902, 1910 W. Sunset Blvd., #200, Los Angeles, CA 90026. If you have any news or events to share, or would like to contribute to the publishing of this newsletter, please contact us.

Introducing...

Baseline

A new doctrinal-based curriculum developed by the Foursquare National Department of Christian Education.



There is a popular phrase often used: "Knowledge is power." The more TRUTH a person learns, the better equipped he or she is to face future growth and change. We believe this is true with the next generation of Christians being trained by the church today. The more our kids learn about who they are in Jesus and the life principles He taught, the better equipped they will be to face the trials of this present world and to develop a strong base for the future.

Baseline uses a doctrinal-based rather than an issues-based approach to teaching scripture. The teaching of biblical truth is specifically applied to the direct, hard-hitting questions middle school kids must answer everyday of their lives. Baseline is written and designed by Foursquare leaders making it a distinctive Charismatic/Pentecostal curriculum. It is used to encourage Spirit-filled living in preteens.

Baseline is a versatile two-year program. Each year contains four separate units dealing with: FAITH FOUNDATIONS, CHURCH FOUNDATIONS, BIBLE FOUNDATIONS and LIFE FOUNDATIONS. Each unit contains 12 lessons based on the particular theme plus one fellowship meeting. The lessons are self-contained. Each lesson includes most of the following: Lesson Aim, Declaration of Faith, Teaching Tip, Key Verse, Group Interaction, Bible Investigation, Word Definitions, Alternate Activities and Taking Home the Truth. Reproducible student handouts are incorporated within most lessons. The material is non-dated which allows the instructor to teach any lesson at any time.

The first unit comes in a three-ring binder and sells for \$29.95. Additional units sell for \$24.95 each and come three-hole punched to add to the binder.

To receive a brochure or free sample call:
Foursquare Publications 1(800)992-7444